

# Decorative Millwork



Discover unlimited possibilities.

Our collection of architecturally correct and historically accurate decorative millwork adds a refined look to both interior and exterior applications.





**Product Shown:**  
Tahoe Beams

Wood-Grained Gable Pediments..... 132

Smooth Gable Pediments ..... 139

Smooth Beams..... 142

Wood-Grained Beams..... 146

Wood-Grained Beam Mantels..... 154

Beam Top & End Caps ..... 158

Beam Straps..... 158

Beam Plates & Hardware ..... 159

Smooth Brackets..... 160

Smooth Knee Braces ..... 175

Smooth Dentic Blocks..... 176

Wood-Grained Brackets..... 184

Wood-Grained Knee Braces..... 187

Wood-Grained Corbels..... 189

Wood-Grained Rafter Tails ..... 194

Trellis Systems..... 196

Tile Vents ..... 200

Fixture Mounts ..... 200

Fishscale Panel ..... 201

Spires ..... 202

Finials ..... 203





# Decorative Millwork

---

## How to Use This Section

The products in this section of the catalog are organized by product type. You can find a variety of products to match the aesthetics of almost any application conveniently grouped together. Where applicable, groupings of brackets, corbels, rafter tails, beams, dentil blocks and other products are further sorted by height, from smallest to largest.

---

## How to Order

### Decorative Millwork Accessories

Some decorative millwork products have accessories available or are an accessory to another product. All decorative millwork accessories are unattached and must be ordered separately.










**NEW**

# Burnham Gable Pediments


Wood-Grained



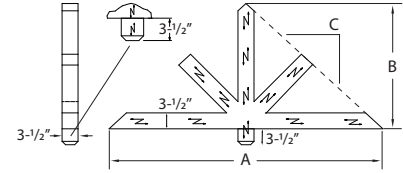
See the product through your mobile device at [fypon.com/AR](http://fypon.com/AR)



Chamfered End



Without Chamfered End



Part Number with Chamfered End	Part Number without Chamfered End	Overall Width (A)	Height (B)	Pitch (C)
GBPBC60X12.5X3.5RS	GBPBC60X12.5X3.5RS	60"	12-1/2"	5 / 12
GBPBC60X15X3.5RS	GBPBC60X15X3.5RS	60"	15"	6 / 12
GBPBC60X17.5X3.5RS	GBPBC60X17.5X3.5RS	60"	17-1/2"	7 / 12
GBPBC60X20X3.5RS	GBPBC60X20X3.5RS	60"	20"	8 / 12
GBPBC60X22.5X3.5RS	GBPBC60X22.5X3.5RS	60"	22-1/2"	9 / 12
GBPBC60X25X3.5RS	GBPBC60X25X3.5RS	60"	25"	10 / 12
GBPBC60X27.5X3.5RS	GBPBC60X27.5X3.5RS	60"	27-1/2"	11 / 12
GBPBC60X30X3.5RS	GBPBC60X30X3.5RS	60"	30"	12 / 12
GBPBC72X15X3.5RS	GBPBC72X15X3.5RS	72"	15"	5 / 12
GBPBC72X18X3.5RS	GBPBC72X18X3.5RS	72"	18"	6 / 12
GBPBC72X21X3.5RS	GBPBC72X21X3.5RS	72"	21"	7 / 12
GBPBC72X24X3.5RS	GBPBC72X24X3.5RS	72"	24"	8 / 12
GBPBC72X27X3.5RS	GBPBC72X27X3.5RS	72"	27"	9 / 12
GBPBC72X30X3.5RS	GBPBC72X30X3.5RS	72"	30"	10 / 12
GBPBC72X33X3.5RS	GBPBC72X33X3.5RS	72"	33"	11 / 12
GBPBC72X36X3.5RS	GBPBC72X36X3.5RS	72"	36"	12 / 12
GBPBC84X17.5X3.5RS	GBPBC84X17.5X3.5RS	84"	17-1/2"	5 / 12
GBPBC84X21X3.5RS	GBPBC84X21X3.5RS	84"	21"	6 / 12
GBPBC84X24.5X3.5RS	GBPBC84X24.5X3.5RS	84"	24-1/2"	7 / 12
GBPBC84X28X3.5RS	GBPBC84X28X3.5RS	84"	28"	8 / 12
GBPBC84X31.5X3.5RS	GBPBC84X31.5X3.5RS	84"	31-1/2"	9 / 12
GBPBC84X35X3.5RS	GBPBC84X35X3.5RS	84"	35"	10 / 12
GBPBC84X38.5X3.5RS	GBPBC84X38.5X3.5RS	84"	38-1/2"	11 / 12
GBPBC84X42X3.5RS	GBPBC84X42X3.5RS	84"	42"	12 / 12

Decorative Millwork






Part Number with Chamfered End	Part Number without Chamfered End	Overall Width (A)	Height (B)	Pitch (C)
GBPBC96X20X3.5RS	GBPB96X20X3.5RS	96"	20"	5 / 12
GBPBC96X24X3.5RS	GBPB96X24X3.5RS	96"	24"	6 / 12
GBPBC96X28X3.5RS	GBPB96X28X3.5RS	96"	28"	7 / 12
GBPBC96X32X3.5RS	GBPB96X32X3.5RS	96"	32"	8 / 12
GBPBC96X36X3.5RS	GBPB96X36X3.5RS	96"	36"	9 / 12
GBPBC96X40X3.5RS	GBPB96X40X3.5RS	96"	40"	10 / 12
GBPBC96X44X3.5RS	GBPB96X44X3.5RS	96"	44"	11 / 12
GBPBC96X48X3.5RS	GBPB96X48X3.5RS	96"	48"	12 / 12
GBPBC108X22.5X3.5RS	GBPB108X22.5X3.5RS	108"	22-1/2"	5 / 12
GBPBC108X27X3.5RS	GBPB108X27X3.5RS	108"	27"	6 / 12
GBPBC108X31.5X3.5RS	GBPB108X31.5X3.5RS	108"	31-1/2"	7 / 12
GBPBC108X36X3.5RS	GBPB108X36X3.5RS	108"	36"	8 / 12
GBPBC108X40.5X3.5RS	GBPB108X40.5X3.5RS	108"	40-1/2"	9 / 12
GBPBC108X45X3.5RS	GBPB108X45X3.5RS	108"	45"	10 / 12
GBPBC108X49.5X3.5RS	GBPB108X49.5X3.5RS	108"	49-1/2"	11 / 12
GBPBC108X54X3.5RS	GBPB108X54X3.5RS	108"	54"	12 / 12




**NEW**


# Meier Gable Pediments

Wood-Grained

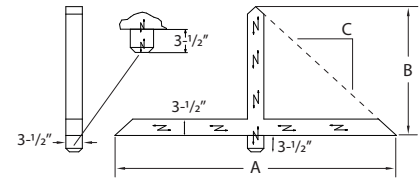
 See the product through your mobile device at [fypon.com/AR](http://fypon.com/AR)



Chamfered End



Without Chamfered End



Part Number with Chamfered End	Part Number without Chamfered End	Overall Width (A)	Height (B)	Pitch (C)
GBPMC60X12.5X3.5RS	GBPM60X12.5X3.5RS	60"	12-1/2"	5 / 12
GBPMC60X15X3.5RS	GBPM60X15X3.5RS	60"	15"	6 / 12
GBPMC60X17.5X3.5RS	GBPM60X17.5X3.5RS	60"	17-1/2"	7 / 12
GBPMC60X20X3.5RS	GBPM60X20X3.5RS	60"	20"	8 / 12
GBPMC60X22.5X3.5RS	GBPM60X22.5X3.5RS	60"	22-1/2"	9 / 12
GBPMC60X25X3.5RS	GBPM60X25X3.5RS	60"	25"	10 / 12
GBPMC60X27.5X3.5RS	GBPM60X27.5X3.5RS	60"	27-1/2"	11 / 12
GBPMC60X30X3.5RS	GBPM60X30X3.5RS	60"	30"	12 / 12
GBPMC72X15X3.5RS	GBPM72X15X3.5RS	72"	15"	5 / 12
GBPMC72X18X3.5RS	GBPM72X18X3.5RS	72"	18"	6 / 12
GBPMC72X21X3.5RS	GBPM72X21X3.5RS	72"	21"	7 / 12
GBPMC72X24X3.5RS	GBPM72X24X3.5RS	72"	24"	8 / 12
GBPMC72X27X3.5RS	GBPM72X27X3.5RS	72"	27"	9 / 12
GBPMC72X30X3.5RS	GBPM72X30X3.5RS	72"	30"	10 / 12
GBPMC72X33X3.5RS	GBPM72X33X3.5RS	72"	33"	11 / 12
GBPMC72X36X3.5RS	GBPM72X36X3.5RS	72"	36"	12 / 12
GBPMC84X17.5X3.5RS	GBPM84X17.5X3.5RS	84"	17-1/2"	5 / 12
GBPMC84X21X3.5RS	GBPM84X21X3.5RS	84"	21"	6 / 12
GBPMC84X24.5X3.5RS	GBPM84X24.5X3.5RS	84"	24-1/2"	7 / 12
GBPMC84X28X3.5RS	GBPM84X28X3.5RS	84"	28"	8 / 12
GBPMC84X31.5X3.5RS	GBPM84X31.5X3.5RS	84"	31-1/2"	9 / 12
GBPMC84X35X3.5RS	GBPM84X35X3.5RS	84"	35"	10 / 12
GBPMC84X38.5X3.5RS	GBPM84X38.5X3.5RS	84"	38-1/2"	11 / 12
GBPMC84X42X3.5RS	GBPM84X42X3.5RS	84"	42"	12 / 12

Decorative Millwork



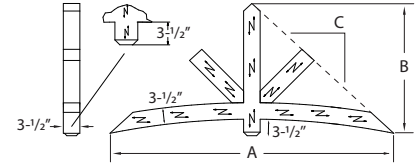
Part Number with Chamfered End	Part Number without Chamfered End	Overall Width (A)	Height (B)	Pitch (C)
GBPMC96X20X3.5RS	GBPM96X20X3.5RS	96"	20"	5 / 12
GBPMC96X24X3.5RS	GBPM96X24X3.5RS	96"	24"	6 / 12
GBPMC96X28X3.5RS	GBPM96X28X3.5RS	96"	28"	7 / 12
GBPMC96X32X3.5RS	GBPM96X32X3.5RS	96"	32"	8 / 12
GBPMC96X36X3.5RS	GBPM96X36X3.5RS	96"	36"	9 / 12
GBPMC96X40X3.5RS	GBPM96X40X3.5RS	96"	40"	10 / 12
GBPMC96X44X3.5RS	GBPM96X44X3.5RS	96"	44"	11 / 12
GBPMC96X48X3.5RS	GBPM96X48X3.5RS	96"	48"	12 / 12
GBPMC108X22.5X3.5RS	GBPM108X22.5X3.5RS	108"	22- $\frac{1}{2}$ "	5 / 12
GBPMC108X27X3.5RS	GBPM108X27X3.5RS	108"	27"	6 / 12
GBPMC108X31.5X3.5RS	GBPM108X31.5X3.5RS	108"	31- $\frac{1}{2}$ "	7 / 12
GBPMC108X36X3.5RS	GBPM108X36X3.5RS	108"	36"	8 / 12
GBPMC108X40.5X3.5RS	GBPM108X40.5X3.5RS	108"	40- $\frac{1}{2}$ "	9 / 12
GBPMC108X45X3.5RS	GBPM108X45X3.5RS	108"	45"	10 / 12
GBPMC108X49.5X3.5RS	GBPM108X49.5X3.5RS	108"	49- $\frac{1}{2}$ "	11 / 12
GBPMC108X54X3.5RS	GBPB108X54X3.5RS	108"	54"	12 / 12




NEW

# Sullivan Gable Pediment

Wood-Grained with Chamfered End



 See the product through your mobile device at [fypon.com/AR](http://fypon.com/AR)

Decorative Millwork

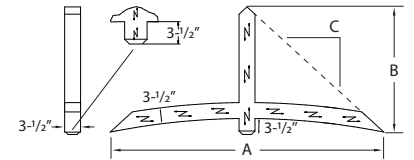

Part Number	Overall Width (A)	Overall Height (B)	Pitch (C)
GPBSC60X17.5X3.5RS	60"	17-1/2"	7 / 12
GPBSC60X20X3.5RS	60"	20"	8 / 12
GPBSC60X22.5X3.5RS	60"	22-1/2"	9 / 12
GPBSC60X25X3.5RS	60"	25"	10 / 12
GPBSC60X27.5X3.5RS	60"	27-1/2"	11 / 12
GPBSC60X30X3.5RS	60"	30"	12 / 12
GPBSC84X28X3.5RS	84"	28"	8 / 12
GPBSC84X31.5X3.5RS	84"	31-1/2"	9 / 12
GPBSC84X35X3.5RS	84"	35"	10 / 12
GPBSC84X38.5X3.5RS	84"	38-1/2"	11 / 12
GPBSC84X42X3.5RS	84"	42"	12 / 12
GPBSC108X36X3.5RS	108"	36"	8 / 12
GPBSC108X40.5X3.5RS	108"	40-1/2"	9 / 12
GPBSC108X45X3.5RS	108"	45"	10 / 12
GPBSC108X49.5X3.5RS	108"	49-1/2"	11 / 12
GPBSC108X54X3.5RS	108"	54"	12 / 12






# Asher Gable Pediment

Wood-Grained with Chamfered End



 See the product through your mobile device at [fypon.com/AR](http://fypon.com/AR)

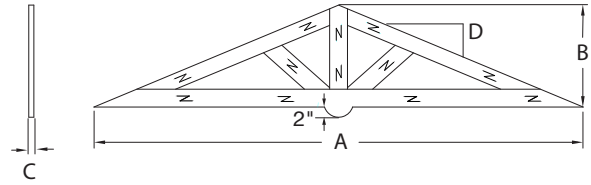

Part Number	Overall Width (A)	Overall Height (B)	Pitch (C)
GBPAC60X17.5X3.5RS	60"	17-1/2"	7 / 12
GBPAC60X20X3.5RS	60"	20"	8 / 12
GBPAC60X22.5X3.5RS	60"	22-1/2"	9 / 12
GBPAC60X25X3.5RS	60"	25"	10 / 12
GBPAC60X27.5X3.5RS	60"	27-1/2"	11 / 12
GBPAC60X30X3.5RS	60"	30"	12 / 12
GBPAC84X28X3.5RS	84"	28"	8 / 12
GBPAC84X31.5X3.5RS	84"	31-1/2"	9 / 12
GBPAC84X35X3.5RS	84"	35"	10 / 12
GBPAC84X38.5X3.5RS	84"	38-1/2"	11 / 12
GBPAC84X42X3.5RS	84"	42"	12 / 12
GBPAC108X36X3.5RS	108"	36"	8 / 12
GBPAC108X40.5X3.5RS	108"	40-1/2"	9 / 12
GBPAC108X45X3.5RS	108"	45"	10 / 12
GBPAC108X49.5X3.5RS	108"	49-1/2"	11 / 12
GBPAC108X54X3.5RS	108"	54"	12 / 12



**NEW**

# Flat Gable Pediment

Wood-Grained



Part Number	Width (A)	Height (B)	Projection (C)	Pitch (D)
GPF96X20RS <b>New</b>	96"	22"	1"	5 / 12
GPF96X24RS <b>New</b>	96"	24"	1"	6 / 12
GPF96X28RS <b>New</b>	96"	28"	1"	7 / 12

Decorative Millwork

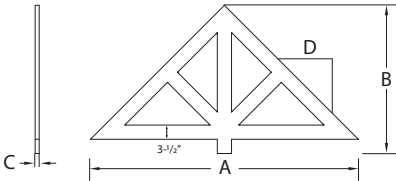







# Flat Gable Pediment

Smooth

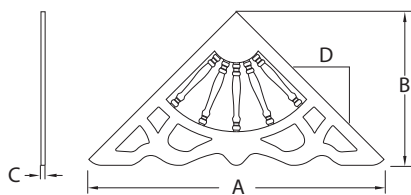


Part Number	Overall Width (A)	Overall Height (B)	Projection (C)	Pitch (D)
GPF66X22 <b>New Size</b>	66"	22"	1"	8 / 12
GPF66X24.75 <b>New Size</b>	66"	24-3/4"	1"	9 / 12
GPF66X27.5 <b>New Size</b>	66"	27-3/4"	1"	10 / 12
GPF66X33	66"	36-1/2"	1"	12 / 12



# Victorian Gable Pediment

Smooth



Part Number	Overall Width (A)	Overall Height (B)	Projection (C)	Pitch (D)
GP64X32	62"	32- $\frac{1}{4}$ "	1"	12 / 12
GP80X33	80- $\frac{1}{4}$ "	33- $\frac{3}{4}$ "	1"	10 / 12
GP88X29	86- $\frac{3}{8}$ "	29- $\frac{3}{8}$ "	1"	8 / 12
GP96X28	96"	28"	1"	7 / 12

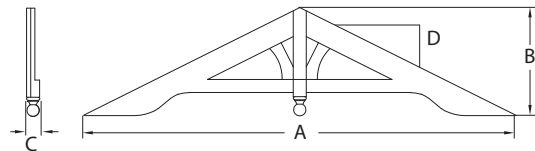







## Arched Gable Pediment


Smooth



Part Number	Overall Width (A)	Overall Height (B)	Projection (C)	Pitch (D)
GPA70X35	70"	35"	3-1/4"	12 / 12
GPA81X34	80-1/2"	33-1/2"	3-1/4"	10 / 12
GPA86X32	85-1/4"	32-1/4"	3-1/4"	9 / 12
GPA87X29	86-7/8"	29"	3-1/4"	8 / 12
GPA95X28	95-1/4"	27-3/4"	3-1/4"	7 / 12
GPA104X26	103-1/2"	25-7/8"	3-1/4"	6 / 12

## Gable Pediment Kits

Basic System



Part Number	Base Width (A)	Overall Height (B)	Thickness	Pitch
GPK100	96"	51-5/8"	1-1/4"	Adjustable from 6 / 12 to 12 / 12

Note: Ships in six pieces; field trimming and assembly required. Installation hardware and instructions included.



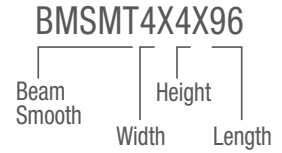
**NEW  
SIZES**

# Smooth Beam



W x H Nominal Dimensions	Actual Dimensions*	Side Wall Thickness*	Inside Top Width*	Inside Bottom Width*
4" x 4"	3-1/2" x 3-1/2"	3/4"	2"	1-1/2"
4" x 6"	3-1/2" x 5-1/2"	3/4"	2"	1-1/2"
6" x 8"	5-1/2" x 7-1/2"	3/4"	4"	3-1/2"
8" x 10"	7-1/2" x 9-1/2"	3/4"	6"	5-1/2"
10" x 12"	9-1/2" x 11-1/2"	3/4"	8"	7-1/2"

Note: Beam inside dimensions are 1-1/4" wider to accommodate a standard 2" x 2", 2" x 4", 2" x 6", 2" x 8" blocking application. \* +/- 1/4"



Note: Width and height are nominal, length is actual.

## New Sizes

4" x 4" Part Number	4" x 6" Part Number	6" x 8" Part Number	8" x 10" Part Number	10" x 12" Part Number
BMSMT4X4X96	BMSMT4X6X96	BMSMT6X8X96	BMSMT8X10X96	BMSMT10X12X96
BMSMT4X4X120	BMSMT4X6X120	BMSMT6X8X120	BMSMT8X10X120	BMSMT10X12X120
BMSMT4X4X144	BMSMT4X6X144	BMSMT6X8X144	BMSMT8X10X144	BMSMT10X12X144
BMSMT4X4X168	BMSMT4X6X168	BMSMT6X8X168	BMSMT8X10X168	BMSMT10X12X168
BMSMT4X4X192	BMSMT4X6X192	BMSMT6X8X192	BMSMT8X10X192	BMSMT10X12X192
BMSMT4X4X216	BMSMT4X6X216	BMSMT6X8X216	BMSMT8X10X216	BMSMT10X12X216
BMSMT4X4X240	BMSMT4X6X240	BMSMT6X8X240	BMSMT8X10X240	BMSMT10X12X240

Decorative Millwork













# Smooth Classic Beam

Part Number	Overall Width (A)	Overall Height (B)	Length (C)	Inside Width	Inside Height
BM4X5X192	6-5/8"	5"	16'	2"	4"






**NEW  
SIZES**

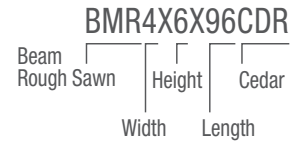
# Beam — Rough Sawn

Cedar



W x H Nominal Dimensions	Actual Dimensions*	Side Wall Thickness*	Inside Top Width*	Inside Bottom Width*
4" x 6"	3-1/2" x 5-1/2"	3/4"	2"	1-5/8"
6" x 8"	5-1/2" x 7-1/2"	3/4"	4"	3-1/2"
8" x 10"	7-1/2" x 9-1/2"	3/4"	6"	5-3/8"
10" x 12"	9-1/2" x 11-1/2"	3/4"	8"	7-3/8"

Note: Beam inside dimensions are 1-1/4" wider to accommodate a standard 2" x 2", 2" x 4", 2" x 6", 2" x 8" blocking application. \* +/- 1/4"



Note: Width and height are nominal, length is actual.

## New Sizes

4" x 6" Part Number	6" x 8" Part Number	8" x 10" Part Number	10" x 12" Part Number
BMR4X6X96CDR	BMR6X8X96CDR	BMR8X10X96CDR	BMR10X12X96CDR
BMR4X6X120CDR	BMR6X8X120CDR	BMR8X10X120CDR	BMR10X12X120CDR
BMR4X6X144CDR	BMR6X8X144CDR	BMR8X10X144CDR	BMR10X12X144CDR
BMR4X6X168CDR	BMR6X8X168CDR	BMR8X10X168CDR	BMR10X12X168CDR
BMR4X6X192CDR	BMR6X8X192CDR	BMR8X10X192CDR	BMR10X12X192CDR
BMR4X6X216CDR	BMR6X8X216CDR	BMR8X10X216CDR	BMR10X12X216CDR
BMR4X6X240CDR	BMR6X8X240CDR	BMR8X10X240CDR	BMR10X12X240CDR
BMR4X6X264CDR	BMR6X8X264CDR	BMR8X10X264CDR	BMR10X12X264CDR
BMR4X6X288CDR	BMR6X8X288CDR	BMR8X10X288CDR	BMR10X12X288CDR

Decorative Millwork









**NEW  
SIZES**

# Beam — Hand Hewn

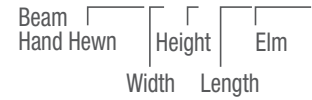
Elm



W x H Nominal Dimensions	Actual Dimensions*	Side Wall Thickness*	Inside Top Width*	Inside Bottom Width*
4" x 6"	3-1/2" x 5-1/2"	3/4"	2"	1-5/8"
6" x 8"	5-1/2" x 7-1/2"	3/4"	4"	3-1/2"
8" x 10"	7-1/2" x 9-1/2"	3/4"	6"	5-3/8"
10" x 12"	9-1/2" x 11-1/2"	3/4"	8"	7-3/8"

Note: Beam inside dimensions are 1-1/4" wider to accommodate a standard 2" x 2", 2" x 4", 2" x 6", 2" x 8" blocking application. \* +/- 1/4"

**BMH4X6X96ELM**



Note: Width and height are nominal, length is actual.

## New Sizes

4" x 6" Part Number	6" x 8" Part Number	8" x 10" Part Number	10" x 12" Part Number
BMH4X6X96ELM	BMH6X8X96ELM	BMH8X10X96ELM	BMH10X12X96ELM
BMH4X6X120ELM	BMH6X8X120ELM	BMH8X10X120ELM	BMH10X12X120ELM
BMH4X6X144ELM	BMH6X8X144ELM	BMH8X10X144ELM	BMH10X12X144ELM
BMH4X6X168ELM	BMH6X8X168ELM	BMH8X10X168ELM	BMH10X12X168ELM
BMH4X6X192ELM	BMH6X8X192ELM	BMH8X10X192ELM	BMH10X12X192ELM
BMH4X6X216ELM	BMH6X8X216ELM	BMH8X10X216ELM	BMH10X12X216ELM
BMH4X6X240ELM	BMH6X8X240ELM	BMH8X10X240ELM	BMH10X12X240ELM
BMH4X6X264ELM	BMH6X8X264ELM	BMH8X10X264ELM	BMH10X12X264ELM
BMH4X6X288ELM	BMH6X8X288ELM	BMH8X10X288ELM	BMH10X12X288ELM

Decorative Millwork









**NEW  
SIZES**

# Beam — Mesa

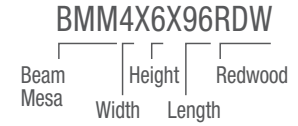
Redwood



W x H Nominal Dimensions	Actual Dimensions*	Side Wall Thickness*	Inside Top Width*	Inside Bottom Width*
4" x 6"	3-1/2" x 5-1/2"	3/4"	2"	1-5/8"
6" x 8"	5-1/2" x 7-1/2"	3/4"	4"	3-1/2"
8" x 10"	7-1/2" x 9-1/2"	3/4"	6"	5-3/8"
10" x 12"	9-1/2" x 11-1/2"	3/4"	8"	7-3/8"
10" x 15"	9-1/8" x 14-3/4"	3/4"	7-5/8"	6-5/8"

Note: Beam inside dimensions are 1-1/4" wider to accommodate a standard 2" x 2", 2" x 4", 2" x 6", 2" x 8" blocking application.

\* +/-1/4"



Note: Width and height are nominal, length is actual.

## New Sizes

4" x 6" Part Number	6" x 8" Part Number	8" x 10" Part Number	10" x 12" Part Number	10" x 15" Part Number
BMM4X6X96RDW	BMM6X8X96RDW	BMM8X10X96RDW	BMM10X12X96RDW	BMM10X15X234RDW
BMM4X6X120RDW	BMM6X8X120RDW	BMM8X10X120RDW	BMM10X12X120RDW	—
BMM4X6X144RDW	BMM6X8X144RDW	BMM8X10X144RDW	BMM10X12X144RDW	—
BMM4X6X168RDW	BMM6X8X168RDW	BMM8X10X168RDW	BMM10X12X168RDW	—
BMM4X6X192RDW	BMM6X8X192RDW	BMM8X10X192RDW	BMM10X12X192RDW	—
BMM4X6X216RDW	BMM6X8X216RDW	BMM8X10X216RDW	BMM10X12X216RDW	—
BMM4X6X240RDW	BMM6X8X240RDW	BMM8X10X240RDW	BMM10X12X240RDW	—
BMM4X6X264RDW	BMM6X8X264RDW	BMM8X10X264RDW	BMM10X12X264RDW	—
BMM4X6X288RDW	BMM6X8X288RDW	BMM8X10X288RDW	BMM10X12X288RDW	—

Decorative Millwork



Mesa







**NEW  
SIZES**

# Beam — Tahoe

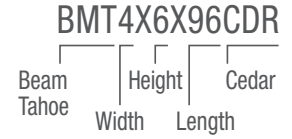
Cedar



W x H Nominal Dimensions	Actual Dimensions*	Side Wall Thickness*	Inside Top Width*	Inside Bottom Width*
4" x 6"	3-1/2" x 5-1/2"	3/4"	2"	1-5/8"
6" x 8"	5-1/2" x 7-1/2"	3/4"	4"	3-1/2"
8" x 10"	7-1/2" x 9-1/2"	3/4"	6"	5-3/8"
10" x 12"	9-1/2" x 11-1/2"	3/4"	8"	7-3/8"

Note: Beam inside dimensions are 1-1/4" wider to accommodate a standard 2" x 2", 2" x 4", 2" x 6", 2" x 8" blocking application.

\* +/- 1/4"



Note: Width and height are nominal, length is actual.

## New Sizes

4" x 6" Part Number	6" x 8" Part Number	8" x 10" Part Number	10" x 12" Part Number
BMT4X6X96CDR	BMT6X8X96CDR	BMT8X10X96CDR	BMT10X12X96CDR
BMT4X6X120CDR	BMT6X8X120CDR	BMT8X10X120CDR	BMT10X12X120CDR
BMT4X6X144CDR	BMT6X8X144CDR	BMT8X10X144CDR	BMT10X12X144CDR
BMT4X6X168CDR	BMT6X8X168CDR	BMT8X10X168CDR	BMT10X12X168CDR
BMT4X6X192CDR	BMT6X8X192CDR	BMT8X10X192CDR	BMT10X12X192CDR
BMT4X6X216CDR	BMT6X8X216CDR	BMT8X10X216CDR	BMT10X12X216CDR
BMT4X6X240CDR	BMT6X8X240CDR	BMT8X10X240CDR	BMT10X12X240CDR
BMT4X6X264CDR	BMT6X8X264CDR	BMT8X10X264CDR	BMT10X12X264CDR
BMT4X6X288CDR	BMT6X8X288CDR	BMT8X10X288CDR	BMT10X12X288CDR

Decorative Millwork



Tahoe





## Beam — Milled

Smooth Cedar



Part Number	Overall Width	Overall Height	Length	Inside Width	Inside Height
BMCDR8X6X168S	7-1/4"	5-3/4"	14'	5-3/4"	5"



# Beam Mantel — Rough Sawn

Cedar

## Sizes:

- Available in 6" x 8" and 8" x 10" (projection x height) with lengths measuring 60" — 90", in 6" increments.



6" x 8" Part Number	8" x 10" Part Number
BMR6X8X60CDR-EC	BMR8X10X60CDR-EC
BMR6X8X66CDR-EC	BMR8X10X66CDR-EC
BMR6X8X72CDR-EC	BMR8X10X72CDR-EC
BMR6X8X78CDR-EC	BMR8X10X78CDR-EC
BMR6X8X84CDR-EC	BMR8X10X84CDR-EC
BMR6X8X90CDR-EC	BMR8X10X90CDR-EC



Rough Sawn







# Beam Mantel — Hand Hewn

Elm



See the product through your mobile device at [fypon.com/AR](http://fypon.com/AR)

## Sizes:

- Available in 6" x 8" and 8" x 10" (projection x height) with lengths measuring 60" — 90", in 6" increments.



Decorative Millwork

6" x 8" Part Number	8" x 10" Part Number
BMH6X8X60ELM-EC	BMH8X10X60ELM-EC
BMH6X8X66ELM-EC	BMH8X10X66ELM-EC
BMH6X8X72ELM-EC	BMH8X10X72ELM-EC
BMH6X8X78ELM-EC	BMH8X10X78ELM-EC
BMH6X8X84ELM-EC	BMH8X10X84ELM-EC
BMH6X8X90ELM-EC	BMH8X10X90ELM-EC



Hand Hewn







**NEW  
SIZES**

# Beam Top

Mesa



Beam with top shown.

Part Number	Nominal	Actual
BTM6X144	6" x 1" x 144"	5-1/2" x 3/4" x 144"
BTM8X144	8" x 1" x 144"	7-1/2" x 3/4" x 144"

# Beam End Cap



Beam with end cap shown.

Part Number	Nominal	Actual
BC10X15	10" x 15" x 1"	9-1/8" x 15-5/8" x 3/4"


# Beam Straps

Smooth

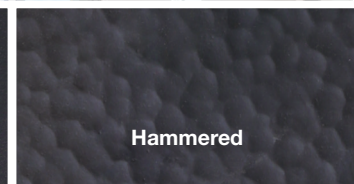
Hammered

	Part Number	Beam Size		Part Number	Beam Size
	BMSTRPS4X6	4" x 6"		BMSTRPH4X6	4" x 6"
	BMSTRPS6X8	6" x 8"		BMSTRPH6X8	6" x 8"
	BMSTRPS8X10	8" x 10"		BMSTRPH8X10	8" x 10"
	BMSTRPS10X12 <b>New Size</b>	10" x 12"		BMSTRPH10X12 <b>New Size</b>	10" x 12"
	BMSTRPS10X15	10" x 15"		BMSTRPH10X15	10" x 15"

Note: Beam straps sold as set of two.



Smooth



Hammered



# Beam Plates

Smooth



Part Number		Part Number	
	BMPTS6X10		BMPTS36X36*
	BMPTS8X10		BMPTS48X48*
	BMPTS10X15		
	BMPTS15X20		

# Beam Plates

Hammered



Part Number		Part Number	
	BMPTH6X10		BMPTH36X36*
	BMPTH8X10		BMPTH48X48*
	BMPTH10X15		
	BMPTH15X20		

# Beam Plate Accessories

Nuts and Bolts

	Part Number	Quantity (Nuts)	Quantity (Bolts)
	BMPLTHDWKT10	5	5
	BMPLTHDWKT20	10	10
	BMPLTHDWKT40	20	20

\*Beam plate can be cut to fit your specific project requirement. Nut and bolt heads are shipped unattached (20 each).

Note: Four parts per package (two front and two back plates). Nuts and bolts are molded into the beam plate. Quantity is dependent on size of the plate.


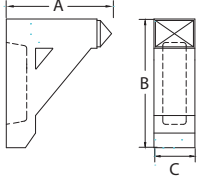

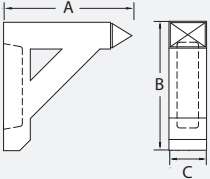


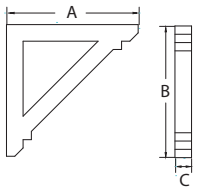

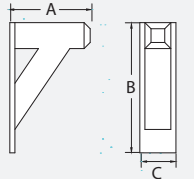


**NEW  
SIZES**

# Smooth Brackets

Flat

Decorative Millwork

	Part Number	Projection (A)	Height (B)	Overall Width (C)	
	BKT9X11	9"	11"	3-1/2"	
	BKT12X12X4	12"	12"	3-1/2"	
	BKT14X14X4 <b>New Size</b>	14"	14"	3-1/2"	
	BKT18X18X4	18"	18"	3-1/2"	
	 See the product through your mobile device at <a href="http://fypon.com/AR">fypon.com/AR</a>				
	BKT16X16	15-7/8"	15-7/8"	2"	
	BKT10X16X4	9-7/8"	16"	4-1/2"	


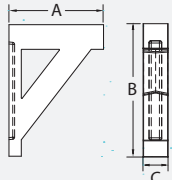

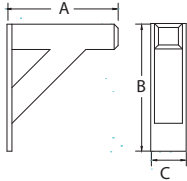

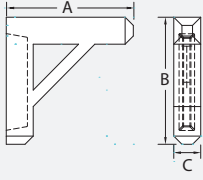

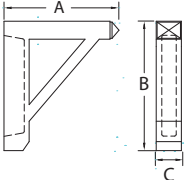

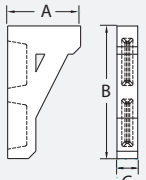






# Smooth Brackets

Flat


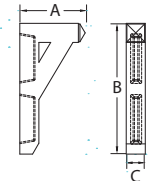

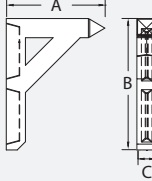
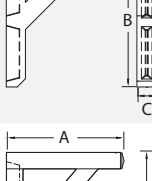

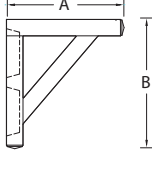
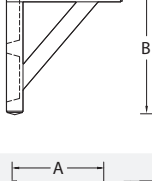
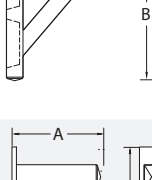

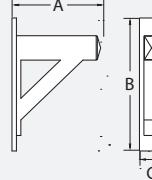

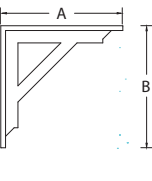
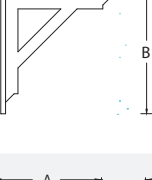

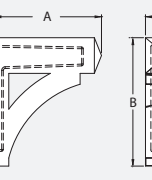
	Part Number	Projection (A)	Height (B)	Overall Width (C)	
	BKT12X16	11-1/2"	16"	3"	
	BKT14X16X4	14"	16"	4-1/2"	
	BKT17X17	16-1/2"	16-1/2"	3-1/2"	
	BKT16X18X3	16"	18"	3-1/2"	
	BKT11X20	11"	20"	3-1/8"	





# Smooth Brackets


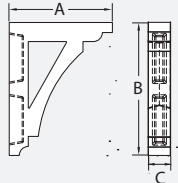

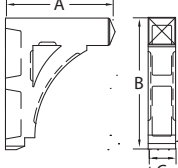

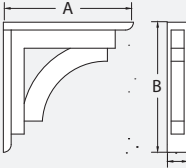

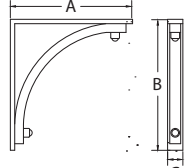

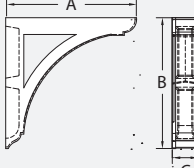
Flat

	Part Number	Projection (A)	Height (B)	Overall Width (C)	
	BKT12X24X3	12"	24"	3-1/2"	
	BKT18X24X4	18"	24"	3-1/2"	
	BKT18X30X4	18"	30"	3-1/2"	
	BKT25X27	25"	27-1/2"	3-1/2"	
	BKT36X36X4	36"	36"	4"	
	BKT36X36X6	36"	36"	6"	
	BKT20X30X6	20"	30"	5-1/2"	
	BKT32X32	32"	32"	6"	
	BKT40X40	40"	40"	6"	
	BKT15X18X6	15"	18"	6"	



# Smooth Brackets

Cove / Arch

	Part Number	Projection (A)	Height (B)	Overall Width (C)	
	BKT19X24X4	18- <sup>5</sup> / <sub>8</sub> "	24"	4"	
	BKT19X36X4	19"	36"	4"	
	BKT20X24X5	20"	24"	5"	
	BKT25X25	25"	25"	4"	
	BKT28X30	28"	30"	3- <sup>1</sup> / <sub>2</sub> "	
	BKT30X30	30"	30"	6"	
	BKT36X36	36- <sup>1</sup> / <sub>8</sub> "	36- <sup>1</sup> / <sub>8</sub> "	6"	

Decorative Millwork





**NEW  
SIZES**

# Smooth Brackets

Cove / Arch

Decorative Millwork


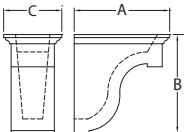

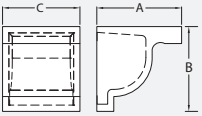

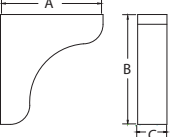

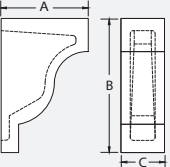
	Part Number	Projection (A)	Height (B)	Overall Width (C)	
	BKT31X30X5	31"	30"	5"	
	BKT19X31	19-1/2"	31-1/2"	7-1/4"	
	BKT24X36	24"	36"	3-1/2"	
	BKT36X42	36-1/4"	42-1/4"	3-1/2"	
	BKT6X8	6"	8"	1-1/2"	
	DTLB5X5X3	5-1/2"	5-1/2"	3-1/2"	
	BKT8X8	8"	8"	2"	
	BKT12X12X4CV <b>New Size</b>	12"	12"	4"	
	BKT24X24X8CV <b>New Size</b>	24"	24"	8"	
	 See the product through your mobile device at <a href="http://fypon.com/AR">fypon.com/AR</a>				
	BKT8X6	8"	6"	4"	





# Smooth Brackets


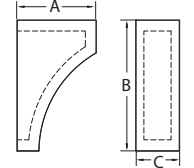

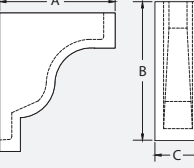

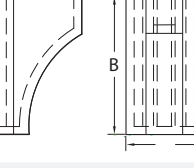



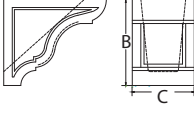

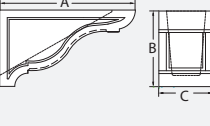

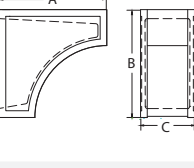

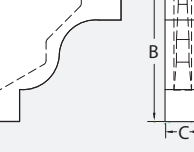
Cove / Arch

	Part Number	Projection (A)	Height (B)	Overall Width (C)	
	BKT8X8X4	8"	8"	4-7/8"	
	BKT10X10X9	10"	10"	9-1/8"	
	BKT10X11	10-1/2"	11-1/4"	3"	
	BKT7X11X3	7"	11"	3-1/2"	



# Smooth Brackets

Cove / Arch


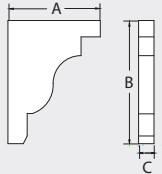

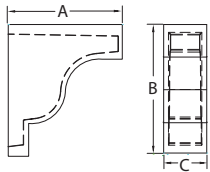

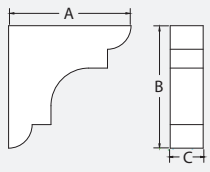

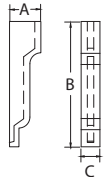

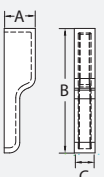
	Part Number	Projection (A)	Height (B)	Overall Width (C)	
	BKT7X12X4	7-1/4"	12"	4"	
	BKT10X12X4	10"	12"	4"	
	BKT8X13	8"	13"	7-1/4"	
	BKT18X9X3	18"	9"	3"	
	BKT12X10 Recessed	12"	10-1/8"	7-1/4"	
	BKT18X10 Recessed	18"	10-1/8"	7-1/4"	
	BKT24X24X12 Recessed	24"	24"	12"	
	BKT14X16	14"	15-3/4"	4"	





# Smooth Brackets

Cove / Arch

	Part Number	Projection (A)	Height (B)	Overall Width (C)	
	BKT18X24X3	18"	24"	3"	
	BKT22X26	22-1/2"	26"	8-1/2"	
	BKT13X13X3	13"	13"	3-1/2"	
	BKT5X20	5"	20"	3"	
	BKT6X24	6"	24"	4"	



**NEW  
SIZES**

# Smooth Brackets

Decorative

Decorative Millwork


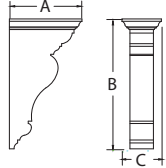

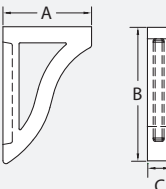

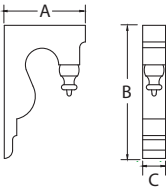

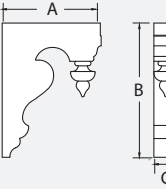
	Part Number	Projection (A)	Height (B)	Overall Width (C)	
	BKT5X8X6	7-7/8"	5"	5-3/4"	
	BKT9X13	9"	13"	3"	
	BKT11X15	11"	15"	3"	
	BKT5X10	5-1/4"	10"	4"	
	BKT10X16X6 <i>New Size</i>	10"	16"	6"	
	BKT10.5X20X6 <i>New Size</i>	10-1/2"	20"	6"	
	 See the product through your mobile device at <a href="http://fypon.com/AR">fypon.com/AR</a>				
	BKT8X15	7-7/8"	14-7/8"	8-1/4"	
	BKT11X16	10-1/2"	16-1/4"	4-3/16"	
	BKT4X18X4	4"	18"	4"	
	BKT6X24X6	6"	24"	6"	





# Smooth Brackets

Decorative


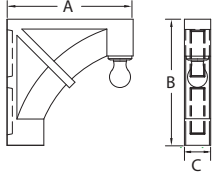

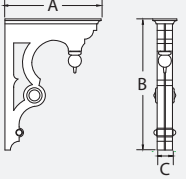

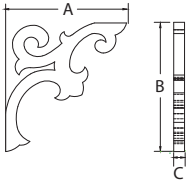

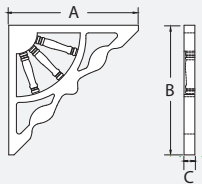
	Part Number	Projection (A)	Height (B)	Overall Width (C)	
	BKT15X28	15- <sup>3</sup> / <sub>8</sub> "	27- <sup>1</sup> / <sub>2</sub> "	8- <sup>3</sup> / <sub>8</sub> "	
	BKT11X17	11"	17"	2- <sup>7</sup> / <sub>8</sub> "	
	BKT10X16	9- <sup>3</sup> / <sub>4</sub> "	16"	2- <sup>3</sup> / <sub>4</sub> "	
	BKT12X17	12- <sup>1</sup> / <sub>8</sub> "	16- <sup>1</sup> / <sub>2</sub> "	3"	





# Smooth Brackets


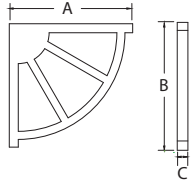

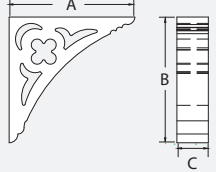

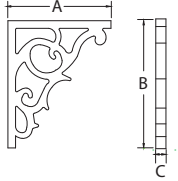

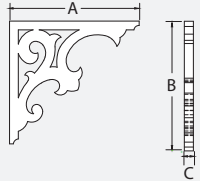

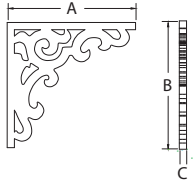

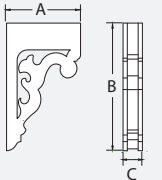

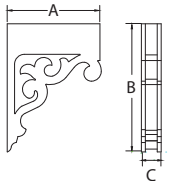

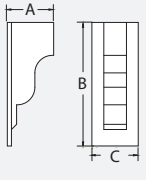
Decorative

	Part Number	Projection (A)	Height (B)	Overall Width (C)	
	BKT24X24X5	24"	24"	5"	
	BKT22X30	22"	30"	5-1/2"	
	BKT12X12	12-1/4"	11-1/2"	1-1/8"	
	BKT12X12GP	12"	12"	1"	



# Smooth Brackets

Decorative

	Part Number	Projection (A)	Height (B)	Overall Width (C)	
	BKT12X12WW	12"	12"	1"	
	BKT12X12X3	12"	12"	3"	
	BKT22X21	21-3/4"	21-1/2"	3"	
	BKT10X12	10-1/8"	12-1/2"	1"	
	BKT14X15	14"	14-3/4"	1"	
	BKT19X20	19-1/2"	20"	1-1/8"	
	BKT12X21X3	12-1/4"	21-1/8"	3-1/4"	
	BKT16X23X3	16-3/8"	22-3/4"	3-1/2"	
	BKT11X30	11-1/4"	30"	11-1/4"	




# Smooth Brackets

Decorative

Decorative Millwork

	Part Number	Projection (A)	Height (B)	Overall Width (C)	
	BKT5X4	20-1/2"	4-3/8"	4-3/8"	
	BKT5X5X9	8-3/4"	5-3/8"	4-7/8"	
	BKT13X6	13-1/4"	5-3/4"	5-7/8"	
	BKT7X6X12	11-1/2"	6-3/4"	5-1/2"	
	BKT8X7X18	18"	7-3/8"	7"	
	BKT8X9X14	14"	8"	9"	


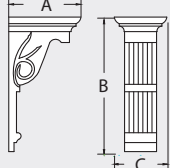
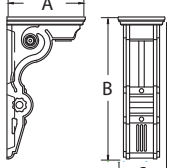





Note: BKT10X14 is used with F100 to build up bracket detail in photo.

# Smooth Brackets

Ornate

	Part Number	Projection (A)	Height (B)	Overall Width (C)	
	BKT11X20X8	11"	20-1/2"	8"	
	BKT23X26	22-1/2"	26"	8-1/2"	
	BKT18X35	17-1/2"	35"	11"	




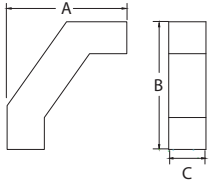

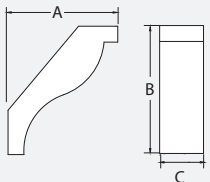

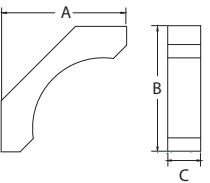

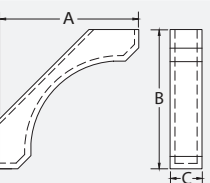
# Smooth Brackets

Ornate

	Part Number	Projection (A)	Height (B)	Overall Width (C)	
	BKT10X14	9-3/4"	14-1/2"	3-3/4"	
	BKT11X16X6	11"	16-1/4"	6"	
	BKT16X9	9-1/4"	15-7/8"	3-5/8"	
	BKT7X16	7-1/2"	16-1/4"	5-1/2"	
	BKT8X17	8-1/4"	16-5/8"	6-1/4"	
	BKT7X18	6-3/4"	18-1/4"	7-3/4"	
	BKT11X20X6	11"	20"	6-1/2"	
	BKT14X26	14-1/2"	26"	6-1/2"	


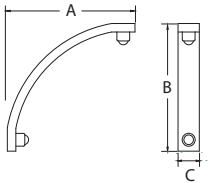

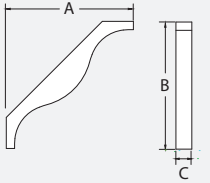

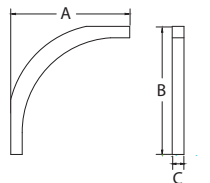

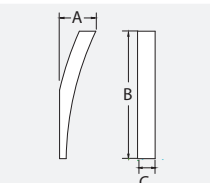
# Smooth Knee Braces

Flat

	Part Number	Projection (A)	Height (B)	Overall Width (C)	
	BKT11X12X3	11-1/4"	12"	3-1/2"	
	BKT13X15	12-1/2"	14-5/8"	5"	
	BKT14X14	13-1/4"	13-1/4"	3-1/2"	
	BKT30X30X8	30"	30"	6-7/8"	

# Smooth Knee Braces


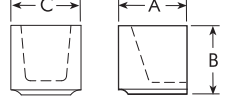

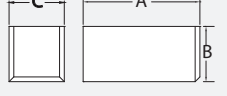

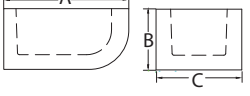

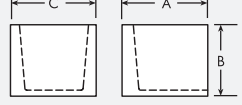

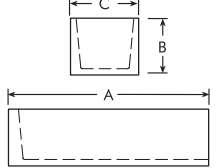

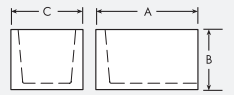

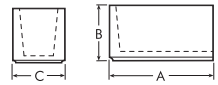

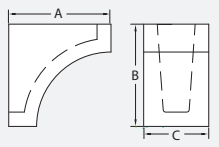
Decorative

	Part Number	Projection (A)	Height (B)	Overall Width (C)	
	BKT15X15	15"	15"	2-1/2"	
	BKT22X22	22"	22"	2-3/4"	
	BKT26X28	26"	28"	2-1/2"	
	BKT8X29X4	8-1/4"	29"	4"	



# Smooth Dentil Blocks

Flat

	Part Number	Projection (A)	Height (B)	Overall Width (C)	
	DTLB3X3X3	3-1/2"	3-1/2"	3-1/2"	
	DTLB3.5X3.5X7	7-3/8"	3-1/2"	3-1/2"	
	DTLB4X6X9	8-3/4"	4-1/4"	6"	
	DTLB5X6X6	6"	5"	6"	
	DTLB5X6X18	17-5/8"	5"	6"	
	DTLB5X6X8	8-1/2"	5"	6"	
	F100*	10-3/8"	5-1/2"	5"	
	DTLB5X5X3**	5-1/2"	5-1/2"	3-1/2"	


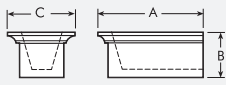

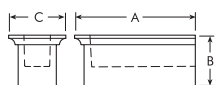

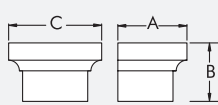
\*See accessory block BKT10X14 on page 138.

\*\*See page 129 for additional sizes.



# Smooth Dentil Blocks

Decorative


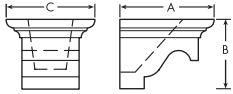

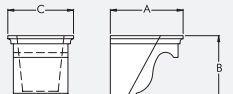

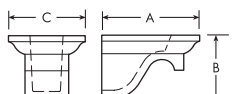

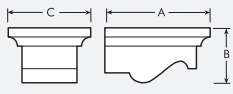


	Part Number	Projection (A)	Height (B)	Overall Width (C)	
	DTLB4X5X8	7-3/4"	3-3/8"	5"	
	DTLB5X6X10	9-1/2"	4-3/4"	5-7/8"	
	DTLB6X9X7	6-1/2"	5-1/2"	8-3/4"	






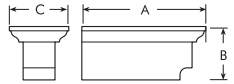



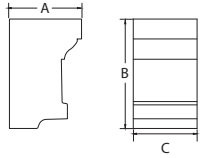

# Smooth Dentil Blocks

Decorative

	Part Number	Projection (A)	Height (B)	Overall Width (C)	
	DTLB4X6X6	6-1/4"	4-1/2"	5-3/4"	
	DTLB6X6X9	9-3/8"	5-3/4"	5-1/2"	
	DTLB9X8X8	9"	8-1/8"	8-1/8"	
	DTLB6X7X9	9-1/4"	6"	7-1/4"	
	DTLB3X5X6	5-3/4"	3-1/8"	4-1/2"	

# Smooth Dentil Blocks

Decorative

	Part Number	Projection (A)	Height (B)	Overall Width (C)	
	DTLB4X4X9	9"	3- <sup>7</sup> / <sub>8</sub> "	4- <sup>3</sup> / <sub>8</sub> "	
	DTLB4X4X7	7- <sup>1</sup> / <sub>4</sub> "	4- <sup>3</sup> / <sub>8</sub> "	5"	
	DTLB5X8	5- <sup>7</sup> / <sub>16</sub> "	8- <sup>1</sup> / <sub>4</sub> "	4- <sup>13</sup> / <sub>16</sub> "	
	DTLB9X11X16	16"	9- <sup>1</sup> / <sub>4</sub> "	11- <sup>1</sup> / <sub>4</sub> "	


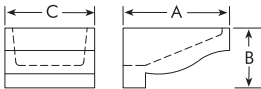



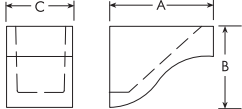

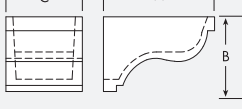







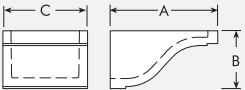

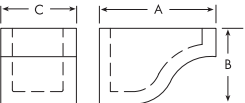

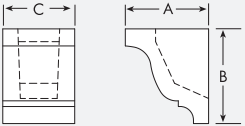

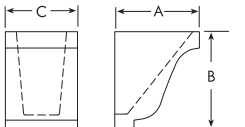

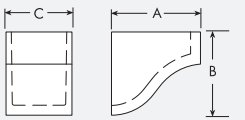
# Smooth Dentil Blocks

Assorted

	Part Number	Projection (A)	Height (B)	Overall Width (C)	
	DTLB4X6X7	7-1/8"	4"	6"	
	DTLB5X6X11	10-3/4"	5-1/4"	6"	
	DTLB5X4X7	6-7/8"	5-3/8"	4-3/8"	
	DTLB6X6X8	8"	5-3/8"	5-1/2"	

# Smooth Dentil Blocks

Assorted


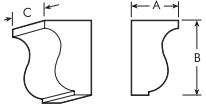

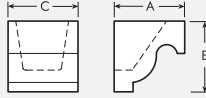


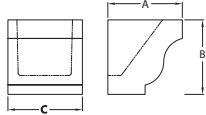

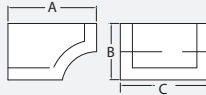
	Part Number	Projection (A)	Height (B)	Overall Width (C)	
	DTLB5X8X10	10"	5- <sup>3</sup> / <sub>8</sub> "	7- <sup>7</sup> / <sub>8</sub> "	
	DTLB6X6X9.25	9- <sup>1</sup> / <sub>4</sub> "	6"	6"	
	DTLB6X4X6	5- <sup>1</sup> / <sub>2</sub> "	6- <sup>1</sup> / <sub>8</sub> "	4- <sup>3</sup> / <sub>4</sub> "	
	BKT12X12X4SC <b>New Size</b>	12"	12"	4"	
	BKT16X16X4SC <b>New Size</b>	16"	16"	4"	
	DTLB6X6X5	5- <sup>1</sup> / <sub>2</sub> "	6- <sup>1</sup> / <sub>4</sub> "	4- <sup>3</sup> / <sub>4</sub> "	
	DTLB6X5X7	6- <sup>3</sup> / <sub>4</sub> "	6- <sup>5</sup> / <sub>16</sub> "	5"	





# Smooth Dentil Blocks

Assorted

	Part Number	Projection (A)	Height (B)	Overall Width (C)	
	DTLB8X6X6	5- <sup>3</sup> / <sub>16</sub> "	8- <sup>1</sup> / <sub>8</sub> "	5- <sup>1</sup> / <sub>2</sub> "	
	DTLB3X3X4	4- <sup>1</sup> / <sub>2</sub> "	3- <sup>3</sup> / <sub>4</sub> "	3- <sup>3</sup> / <sub>4</sub> "	
	DTLB4X5X7	7- <sup>3</sup> / <sub>4</sub> "	4- <sup>1</sup> / <sub>4</sub> "	5- <sup>1</sup> / <sub>8</sub> "	
	DTLB4X4X4	4"	4"	4"	
	DTLB3.5X5.5X5.5	5- <sup>1</sup> / <sub>2</sub> "	3- <sup>1</sup> / <sub>2</sub> "	5- <sup>1</sup> / <sub>2</sub> "	

Decorative Millwork


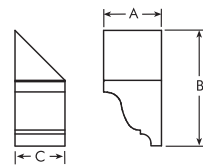

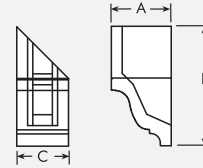






## Smooth Dentil Blocks

Assorted

	Part Number	Projection (A)	Height (B)	Overall Width (C)	Pitch (D)	
	DTLB6X4X6R12	5-1/2"	11"	4-3/4"	12 / 12	
	DTLB6X4X6L12	5-1/2"	10-15/16"	4-3/4"	12 / 12	




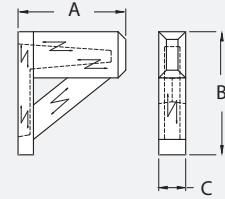
**NEW  
SIZES**

# Wood-Grained Brackets

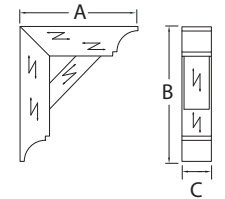
Flat

Decorative Millwork

Part Number	Projection (A)	Height (B)	Overall Width (C)
 BKT14X16X3.5S	14"	16"	3-1/2"

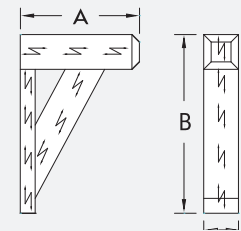


BKT14X16X6S	14"	16"	5-1/2"
 BKT18X18X4S <b>New Size</b>	18"	18"	3-1/2"
BKT22X24X4S-1	22"	24"	3-1/2"
BKT22X24X6S	22"	24"	5-1/2"
BKT26X24X6S	26"	24"	5-1/2"



See the product through your mobile device at [fypon.com/AR](http://fypon.com/AR)

 BKT12X18X3X1S*	12"	18"	3-1/2"
BKT18X18X3X1S	18"	18"	3-1/2"
BKT18X30X4S <b>New Size</b>	18"	30"	3-1/2"
BKT36X36X6S <b>New Size</b>	36"	36"	5-1/2"




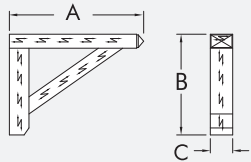

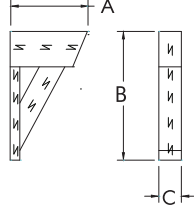

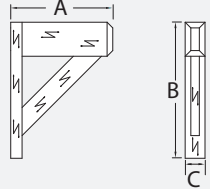
See the product through your mobile device at [fypon.com/AR](http://fypon.com/AR)





## Wood-Grained Brackets

Flat

	Part Number	Projection (A)	Height (B)	Overall Width (C)	
	BKT24X18X4S	24"	18"	4"	
	BKT12X20X3S	12"	20"	3-1/2"	
	BKT18X24X3X2S	18"	24"	3-1/2"	


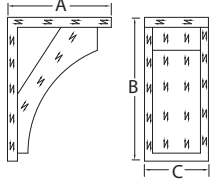

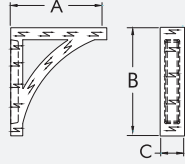

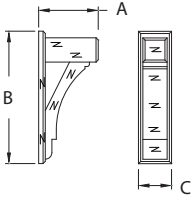


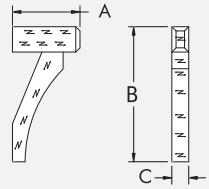
\*Product has open cavity.



# Wood-Grained Brackets

Cove / Arch

Decorative Millwork

	Part Number	Projection (A)	Height (B)	Overall Width (C)	
	BKT13X18X8S	13"	18"	8"	
	BKT16X18X4S	16"	18"	4"	
	BKT14X30X7.5S	13-1/2"	30"	7-1/2"	
	BKT22X30X8S	21-1/2"	30"	7-1/2"	
	BKT16X32X4S	16"	32"	4"	


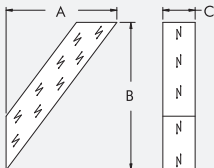






# Wood-Grained Knee Brace

Flat

Part Number	Projection (A)	Height (B)	Overall Width (C)
 BKTS18X24X6S	18"	24"	5-1/2"
			

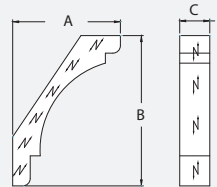
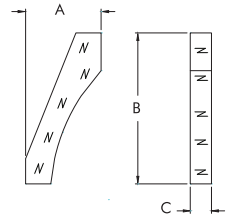


# Wood-Grained Knee Braces

Cove / Arch

Decorative Millwork


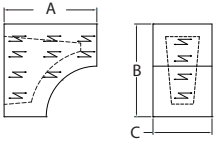

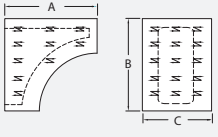

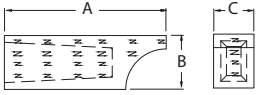

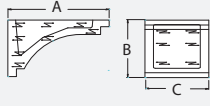
Part Number	Projection (A)	Height (B)	Overall Width (C)
BKT12X24X3S	12"	24"	3- <sup>3</sup> / <sub>8</sub> "
BKTCV18X24X4S	18"	24"	3- <sup>1</sup> / <sub>4</sub> "
BKTCV18X24X6S	18"	24"	5- <sup>1</sup> / <sub>4</sub> "
BKTCV21X30X4S	21"	30"	3- <sup>1</sup> / <sub>4</sub> "
BKTCV21X30X6S	21"	30"	5- <sup>1</sup> / <sub>4</sub> "
BKT22X30X6S	21- <sup>1</sup> / <sub>2</sub> "	30"	6"





# Wood-Grained Corbels

Cove




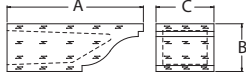

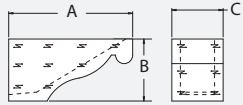

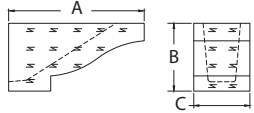

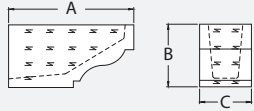

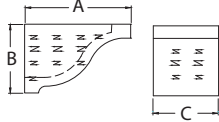

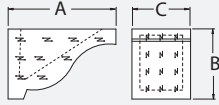
	Part Number	Projection (A)	Height (B)	Overall Width (C)	
	COR5X5X3S	5-1/2"	5-1/2"	3-1/2"	
	COR5X5S	5-1/2"	5-1/2"	5-1/2"	
	COR8X8X6S	8"	8"	6"	
	COR11X11X5S	11"	11"	5"	
	CORCV18X6X6S	18"	5-1/4"	5-1/4"	
	CORCV18X8X4S	18"	7-1/4"	3-1/4"	
	CORCV18X8X6S	18"	7-1/4"	5-1/4"	
	CORCV18X12X6S	18"	11-1/4"	5-1/4"	
	COR24X8X6S	24"	8"	6"	
	COR7X13X7S	13"	7-1/4"	7-1/2"	



# Wood-Grained Corbels

Scroll


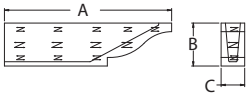

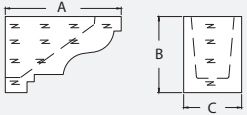

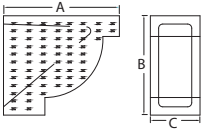

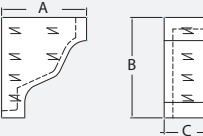
Decorative Millwork

	Part Number	Projection (A)	Height (B)	Overall Width (C)	
	COROG24X6S	24"	5- <sup>7</sup> / <sub>8</sub> "	5- <sup>5</sup> / <sub>8</sub> "	
	COROG20X7S	20"	7"	8- <sup>1</sup> / <sub>2</sub> "	
	COROG15X7S	14- <sup>1</sup> / <sub>2</sub> "	7- <sup>1</sup> / <sub>4</sub> "	6"	
	COROGA15X7S	14- <sup>1</sup> / <sub>2</sub> "	7- <sup>1</sup> / <sub>4</sub> "	6"	
	COROGD15X7S	14- <sup>1</sup> / <sub>2</sub> "	7- <sup>1</sup> / <sub>4</sub> "	6"	
	COR7X11S	11- <sup>3</sup> / <sub>8</sub> "	7- <sup>3</sup> / <sub>8</sub> "	7"	
	COROG8X12S	11- <sup>3</sup> / <sub>8</sub> "	7- <sup>3</sup> / <sub>8</sub> "	7- <sup>3</sup> / <sub>8</sub> "	



# Wood-Grained Corbels

Scroll


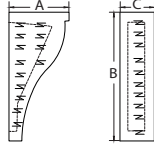

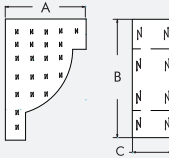

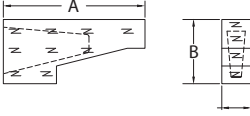

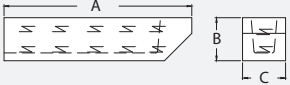
	Part Number	Projection (A)	Height (B)	Overall Width (C)	
	COR39X10X5.5S	39-1/4"	9-1/8"	5-1/2"	
	COR16X10X8S	16"	10-1/2"	8"	
	COR14X12X6S	14"	12"	6"	
	COR11X13X6S	11"	13"	6"	



# Wood-Grained Corbels

Assorted

Decorative Millwork


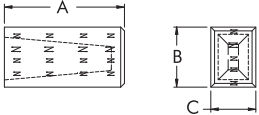



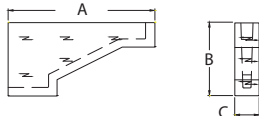

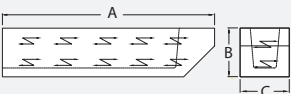
	Part Number	Projection (A)	Height (B)	Overall Width (C)	
	COR7X15X4S*	7"	15"	4"	
	COR12X18X6S	12"	18"	6"	
	COR16X7X3S*	16"	7-1/4"	3-1/4"	
	COR24X5X5S*	24"	5-1/2"	5-1/2"	





# Wood-Grained Corbels

Assorted

	Part Number	Projection (A)	Height (B)	Overall Width (C)	
	COR16X8S*	16"	8"	6"	
	COR18X8X6S*	18"	8"	6"	
	COR18X9X3S*	18"	9"	3"	
	COR24X8X4S*	24"	8"	4"	

\*Product has open cavity.



# Rafter Tails

Rough Sawn Wood Grain



Straight Profile (ST)	Cove Profile (CV)	Slant Profile (SL)	Bullnose Profile (BL)	Scroll Profile (SC)
BMRTST4X6X12RS-4PK	BMRTCV4X6X12RS-4PK	BMRTSL4X6X12RS-4PK	BMRTBL4X6X12RS-4PK	BMRTSC4X6X12RS-4PK
BMRTST4X6X18RS-4PK	BMRTCV4X6X18RS-4PK	BMRTSL4X6X18RS-4PK	BMRTBL4X6X18RS-4PK	BMRTSC4X6X18RS-4PK
BMRTST4X6X24RS-4PK	BMRTCV4X6X24RS-4PK	BMRTSL4X6X24RS-4PK	BMRTBL4X6X24RS-4PK	BMRTSC4X6X24RS-4PK
BMRTST4X6X30RS-4PK*	BMRTCV4X6X30RS-4PK*	BMRTSL4X6X30RS-4PK*	BMRTBL4X6X30RS-4PK*	BMRTSC4X6X30RS-4PK*
BMRTST4X6X36RS-4PK*	BMRTCV4X6X36RS-4PK*	BMRTSL4X6X36RS-4PK*	BMRTBL4X6X36RS-4PK*	BMRTSC4X6X36RS-4PK*
BMRTST4X6X42RS-4PK*	BMRTCV4X6X42RS-4PK*	BMRTSL4X6X42RS-4PK*	BMRTBL4X6X42RS-4PK*	BMRTSC4X6X42RS-4PK*
BMRTST4X8X18RS-4PK	BMRTCV4X8X18RS-4PK	BMRTSL4X8X18RS-4PK	BMRTBL4X8X18RS-4PK	BMRTSC4X8X18RS-4PK
BMRTST4X8X24RS-4PK	BMRTCV4X8X24RS-4PK	BMRTSL4X8X24RS-4PK	BMRTBL4X8X24RS-4PK	BMRTSC4X8X24RS-4PK
BMRTST4X8X30RS-4PK*	BMRTCV4X8X30RS-4PK*	BMRTSL4X8X30RS-4PK*	BMRTBL4X8X30RS-4PK*	BMRTSC4X8X30RS-4PK*
BMRTST4X8X36RS-4PK*	BMRTCV4X8X36RS-4PK*	BMRTSL4X8X36RS-4PK*	BMRTBL4X8X36RS-4PK*	BMRTSC4X8X36RS-4PK*
BMRTST4X8X42RS-4PK*	BMRTCV4X8X42RS-4PK*	BMRTSL4X8X42RS-4PK*	BMRTBL4X8X42RS-4PK*	BMRTSC4X8X42RS-4PK*

Decorative Millwork

## How to Order

- ① Select profile design.
- ② Select size.
- ③ Optional: Select pitch angle needed.
- ④ Select pack quantity.\*

- Rafter tails are available in five profile designs: Straight, Cove, Slant, Bullnose and Scroll.
- Available in heights measuring 5-1/2" (6 nominal) and 7-1/2" (8 nominal).
- Six projections: 12", 18", 24", 30", 36", 42".
- Optional back cut pitch angles: 4/12, 6/12, 8/12, 10/12, 2/12.
- Quantities: 4 Pack, 10 Pack.

### Part Number Logic:

#### BMRTSC4X6X24RSP8-4PK

**[Profile]**

ST = Straight  
CV = Cove  
SL = Slant  
BL = Bullnose  
SC = Scroll

**[Width]**

4 = 4" (3-1/2" Actual)

**[Height]**

6 = 6" (5-1/2" Actual)  
8 = 8" (7-1/2" Actual)

**[Projection]**

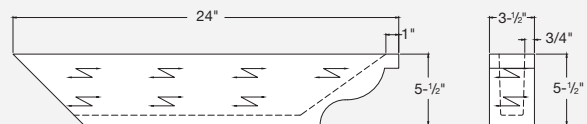
12 = 12"  
18 = 18"  
24 = 24"  
30 = 30"  
36 = 36"  
42 = 42"

**[Pack Quantity]**

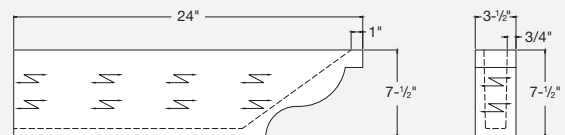
4PK = 4 Pack  
10PK = 10 Pack

**[Optional Pitch]**

P4 = 4/12  
P6 = 6/12  
P8 = 8/12  
P10 = 10/12  
P12 = 12/12  
(Blank) = No pitch



4x6x24 Scroll Profile with Pitch



4x8x24 Scroll Profile without Pitch


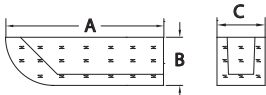


\*Rafter tails more than 24" long are only available in pack quantities of four.

Note: All products have open cavity.




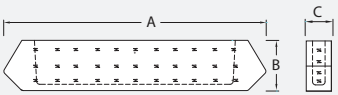
## Rafter Tails

Standard Wood Grain

	Part Number	Length (A)	Height (B)	Overall Width (C)	
	BMRTS6X4X24S	24"	3-1/4"	5-1/4"	
	BMRTS8X4X24S	24"	7-1/4"	3-1/4"	
	BMCRT25X12X6S	25"	12"	6"	


## Rafter Tails

Double-Ended, Standard Wood Grain







	Part Number	Length (A)	Height (B)	Overall Width (C)	
	BMRT4X8X42S	42"	8"	4"	



# Smooth Trellis System



Trellis Kit Part Number & Contents	Overall Width (Installed)	Overall Height (Installed)	Projection (Installed)
<b>TRLS19003</b> Fits 16' – 18' Garage Doors (2) BKT32X31X5, <i>Outlooker</i> (4) BMD4X8X144, <i>12' Beam</i> (18) FLTBA36X3X3, <i>Lattice</i> (1) TRLS18989, <i>Hardware Kit</i>	21' 9" <i>Over 16' Door</i>  23' 9" <i>Over 18' Door</i>	41- <sup>7</sup> / <sub>8</sub> "	36"
<b>TRLS19004</b> Fits 8' – 9' Garage Doors (2) BKT32X31X5, <i>Outlooker</i> (2) BMD4X8X48, <i>4' Beam</i> (2) BMD4X8X144, <i>12' Beam</i> (10) FLTBA36X3X3, <i>Lattice</i> (1) TRLS18994, <i>Hardware Kit</i>	13' 9" <i>Over 8' Door</i>  14' 9" <i>Over 9' Door</i>	41- <sup>7</sup> / <sub>8</sub> "	36"

Individual Trellis Components	Part Number	Projection	Height	Overall Width
	BKT32X31X5 Outlooker	32- <sup>1</sup> / <sub>2</sub> "	30- <sup>5</sup> / <sub>8</sub> "	5- <sup>1</sup> / <sub>4</sub> "
	BMD4X8X48* Beam	4- <sup>1</sup> / <sub>4</sub> "	7- <sup>3</sup> / <sub>4</sub> "	48"
Scrolled profile on one end only. 	BMD4X8X144* Beam	4- <sup>1</sup> / <sub>2</sub> "	7- <sup>3</sup> / <sub>4</sub> "	144"
	FLTBA36X3X3* Lattice	36"	3- <sup>1</sup> / <sub>2</sub> "	2- <sup>3</sup> / <sub>4</sub> "
Angled on one end only.				
	TRLS18989 Hardware Kit for TRLS19003	<b>Kit Contains:</b> (3) Angle Bracket (3) U Bracket (1) HDW Pack** (1) Installation Guide	—	—
	TRLS18994 Hardware Kit for TRLS19004	<b>Kit Contains:</b> (2) Angle Bracket (2) U Bracket (1) HDW Pack** (1) Installation Guide	—	—

\*This product is not finished on all sides.


\*\*HDW pack contains: lock washers, hex nuts and bolts.

Note: For installation instructions, visit [www.fypon.com](http://www.fypon.com).










# Wood-Grained Trellis System



Trellis Kit Part Number & Contents	Overall Width (Installed)	Overall Height (Installed)	Projection (Installed)
<b>TRLS18987</b> Fits 16' – 18' Garage Doors (2) BKT32X31X5S, <i>Outlooker</i> (4) BMD4X8X144S, <i>12' Beam</i> (18) FLTBA36X3X3S, <i>Lattice</i> (1) TRLS18989, <i>Hardware Kit</i>	21' 9" <i>Over 16' Door</i>  23' 9" <i>Over 18' Door</i>	41'- <sup>7</sup> / <sub>8</sub> "	36"
<b>TRLS18988</b> Fits 8' – 9' Garage Doors (2) BKT32X31X5S, <i>Outlooker</i> (2) BMD4X8X48S, <i>4' Beam</i> (2) BMD4X8X144S, <i>12' Beam</i> (10) FLTBA36X3X3S, <i>Lattice</i> (1) TRLS18994, <i>Hardware Kit</i>	13' 9" <i>Over 8' Door</i>  14' 9" <i>Over 9' Door</i>	41'- <sup>7</sup> / <sub>8</sub> "	36"

Individual Trellis Components	Part Number	Projection	Height	Overall Width
	BKT32X31X5S Outlooker	32'- <sup>1</sup> / <sub>2</sub> "	30'- <sup>5</sup> / <sub>8</sub> "	5'- <sup>1</sup> / <sub>4</sub> "
	BMD4X8X48S* Beam	4'- <sup>1</sup> / <sub>4</sub> "	7'- <sup>3</sup> / <sub>4</sub> "	48"
Scrolled profile on one end only.	BMD4X8X144S* Beam	4'- <sup>1</sup> / <sub>4</sub> "	7'- <sup>3</sup> / <sub>4</sub> "	144"
	FLTBA36X3X3S* Lattice	36"	3'- <sup>1</sup> / <sub>2</sub> "	2'- <sup>3</sup> / <sub>4</sub> "
Angled on one end only.				
	TRLS18989 Hardware Kit for TRLS18987	<b>Kit Contains:</b> (3) Angle Bracket (3) U Bracket (1) HDW Pack** (1) Installation Guide	—	—
	TRLS18994 Hardware Kit for TRLS18988	<b>Kit Contains:</b> (2) Angle Bracket (2) U Bracket (1) HDW Pack** (1) Installation Guide	—	—

\*This product is not finished on all sides.

\*\*HDW pack contains: lock washers, hex nuts and bolts.

Note: For installation instructions, visit [www.fypon.com](http://www.fypon.com).


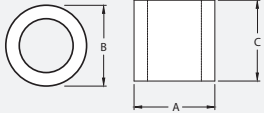





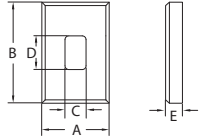

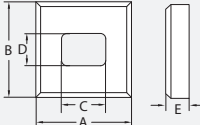




## Tile Vents

	Part Number	Width (A)	Height (B)	Projection (C)	
	CN6X6	6"	6"	6"	

## Fixture Mounts

	Part Number	Width (A)	Height (B)	Inside Width (C)	Inside Height (D)	Projection (E)	
	FM8X12X2 Vertical	8"	12"	2-1/2"	4"	2"	
	FMS8X8X2 Square	8"	8"	3-3/4"	2-3/4"	2"	


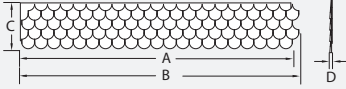




# Fishscale Panel


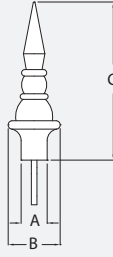

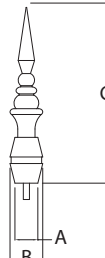

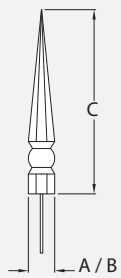
Round Scales

Part Number	Length (A)	Overall Length (B)	Height (C)	Projection (D)
FSR103X17	98- <sup>5</sup> / <sub>8</sub> "	101- <sup>5</sup> / <sub>8</sub> "	16- <sup>1</sup> / <sub>4</sub> "	3/4"




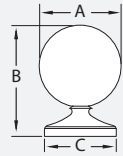

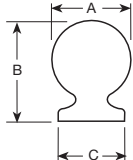

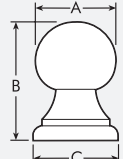

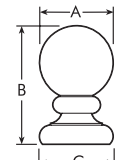

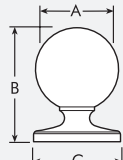

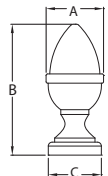

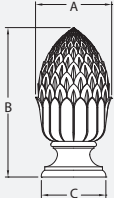


# Spires

	Part Number	Base Diameter (A)	Diameter (B)	Height (C)	Anchoring Pipe	
	S4X21	3-1/2"	7"	21-1/4"	3/4" x 6"	
	S6X32	4-1/4"	6"	32-1/4"	1-1/8" x 3"	
	S8X56	8"	8"	56"	1-1/8" x 18"	



# Full-Round Finial

	Part Number	Ball Diameter (A)	Height (B)	Base Diameter (C)	
	B4X6	4"	5-1/2"	3-1/2"	
	B5X7	5-1/4"	6-3/4"	4-3/8"	
	B6X8	5-7/8"	7-3/4"	5-7/8"	
	B6X9	7"	9"	5-7/8"	
	B8X10	8"	10"	8-1/4"	
	B10X13	10"	12-7/8"	8-1/2"	
	B12X16	12"	16"	12"	
	B3X4 Pedestal Ball	3-1/8"	4-5/8"	3-1/4"	
	B3X5 Post Ball	3-1/4"	5-1/4"	3-1/4"	
	B7X9 Decorative Ball	6-1/4"	8-1/2"	6-1/2"	
	AFR10 Acorn	4-7/8"	11-1/8"	4-1/2"	
	PHFR5X11 Pineapple	5-5/8"	11"	4-3/4"	
	PHFR6X14 Pineapple	7-1/8"	14"	6-1/8"	